

## Products installed & approved at



and many more..



### Megha Systems

Corporate Office: A-40, First Floor, Elite Floors  
BPTP Sector 85, Faridabad-121004, Haryana, India  
Call Us: 09873-73-5713, 09873-73-5716, 09654-38-7783  
Mail Us: meghairinteriorsfbd@gmail.com, contact@meghasystems.com

**Stainless Series Toilet Partitions**  
**Nylon Series Toilet Partitions**  
**Stainless Steel Shoe Box Series Toilet Partition**  
**Urinal Partition**  
**Hpl Board Laminate**  
**False Ceilings**

## Company's Overview

For years India's leading brand of interior designing, MEGHA SYSTEMS has manufactured products which promises to perform beyond comparison. From developing technology to designs with superior functionality, MEGHA SYSTEMS has always received appreciation from the Industry and customers across nation.

Backed by ISO 9001 awards for offering advanced product line along with world class working systems. With MEGHA SYSTEMS cubicles it offers you an exceptional restroom space range which gives a complete solution for adding a spectacular look to your restroom.

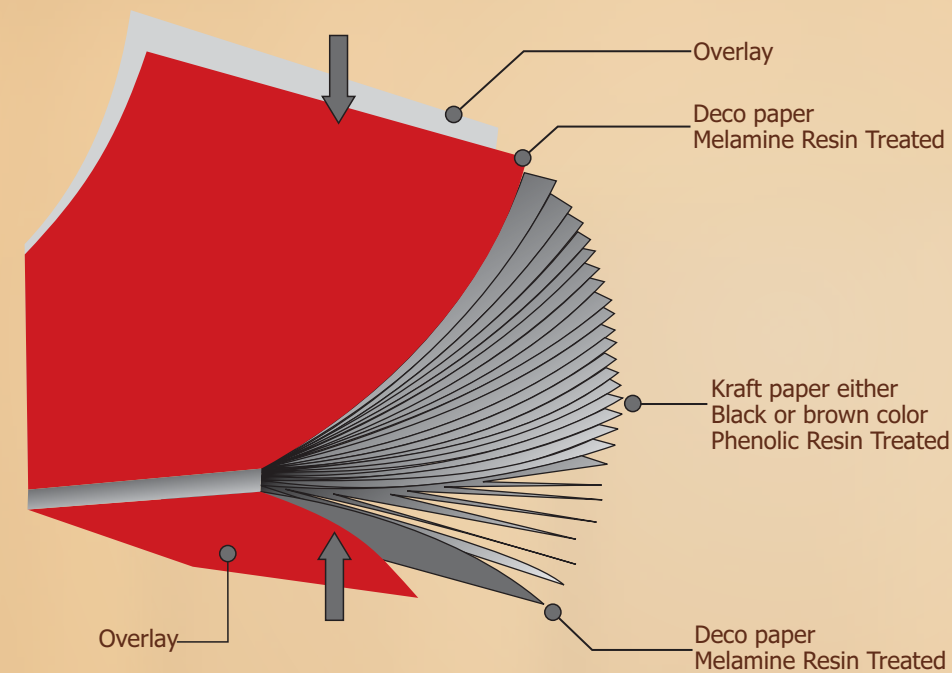
Established in the year 2008, we "Megha Enterprises", are a Sole Proprietorship Firm, and one of the renowned Manufacturer of an exclusive range of Toilet Cubicles, False Ceilings, Cubicle Partition, Wooden Wardrobe, Portable Toilets, Modular Kitchen, Kitchen Cabinets, Metal Ceiling, Wooden Furniture, Wooden Modular Kitchen, Mineral Fibre Ceiling Tiles and Commercial Portable Toilet. Situated at Faridabad, (Haryana, India), we are backed by a well-developed infra structural facility.

## Features & Advantages

MEGHA SYSTEMS is an incredible assortment of restroom solutions, comprising of aesthetically designed restroom cubicles embellished with HPL Board panels which are extensively used for commercial applications and in public areas. Engineered under indigenous technology, Megha Systems performs exceptionally even in heavy traffic areas, under high moisture and high humid conditions. Its unique product composition makes it suitable for Indian climatic condition where toughness, performance and strong visual appeal become essential. Since customer satisfaction is the utmost priority we make sure that our extensive range of restroom products are available on a proper supply basis to ensure timely delivery and installation. Along with our dedicated after sale service support we also offer an assurance of unprecedented five years of warranty on our product range.

- Offers anti-bacterial compact grade laminate
- Available in Standard and special dimensions to cater to the needs of physically disabled people
- Hygienic and easy to maintain
- Built with nylon polyamide, stainless steel and aluminum hardware fittings
- Available in various colours (Plain/Grains)
- High wear and abrasion resistance
- Equipped with emergency opening provisions
- Resistant to cigarette burns
- Exceptional water, humidity and high temperatures resistance.
- Noise defending system to avoid disturbing "Door banging" sound

## Material Composition



### Feature

- Solid-core construction
- Architectural black edge design
- Scratch, Dent, Water, Fire and Impact-Resistant
- Made by Multiple layers of Resin-impregnated Kraft paper
- Varies colors, patterns and size

## Dimension Detailing

**Top Rail Braced  
Economical and Study**



Door 600mm wide  
1720mm high 12mm  
thick Pilaster 1820mm  
high, 12mm thick  
Side Divider 1820mm  
high, 12mm thick  
Middle Divider 1800mm  
high, 12mm thick

**Hanging Braced  
Classical and Elaborate**



Door 600mm wide  
1820mm high 12mm  
thick Pilaster 1820mm  
high, 12mm thick  
Side Divider 1820mm  
high, 12mm thick  
Middle Divider 1800mm  
high, 12mm thick


**Floor Anchored Modern &  
Contemporary Appearance  
Especially suitable for  
low ceiling washroom**



Door 600mm wide  
1720mm high 12mm  
thick Pilaster 1820  
mm high, 12mm thick  
Side Divider 1820mm  
high, 12mm thick  
Middle Divider 1800mm  
high, 12mm thick



Gap-Free



100mm/150mm  
Floor clearance



100mm  
Floor Clearance



Door Guard  
Bar Type



75mm Floor  
Clearance



## Stainless Steel Series Cubicles

MEGHA SYSTEMS Stainless Steel series Cubicles are made from 12mm or more Compact Grade laminates with a phenolic core comprising of multiple layers of Kraft paper and Phenolic Resins. The manufacturing process uses the most modern machinery based on thermosetting resins reinforced with Cellulose Fibers. MEGHA SYSTEMS compact laminates comes in various colors and finishes; offers anti scratch, anti fungal finishes to the surface of the board or panel. It is developed for providing higher endurance and spectacular design. Magnificent design united with grade functional features makes it an innovative restroom series offering un-compromised quality at an economical price along with extra ordinary benefits. This model comes with the 12mm thick high pressure compact laminate and combination of stainless steel hardware with extruded aluminum top rail and fixing channels.

### Standard Dimensions

Height	1980 mm
Width	900 mm
Depth	1500 mm
Door	600 mm

\*SU-304 screws are used to fix the partitions



## Stainless Steel Shoe Box Series Cubicles

### Standard Dimensions

Height	2100 mm
Width	900 mm
Depth	1500 mm
Door	600 mm

\*SU-304 screws are used to fix the partitions



MEGHA SYSTEMS Stainless Steel Shoe Box Series gives your restroom space the feel of eternal magnificence with Stainless Steel 12mm shoe box. Formulated by 12mm thick compact laminate to provide greatest strength to the cubicle setup because of which the top rail arrangement become avoidable. Therefore, its composition creates a clear space at the top and user's height does not become a constraints. This model is recommended for airports, commercial complexes, sports clubs, stadiums and Gyms. Widely Used In Indian Toilets..

## Nylon Series Cubicles

MEGHA SYSTEMS Nylon Polyamide series Cubicles are made from 12mm or more Compact Grade laminates with a phenolic core comprising of multiple layers of Kraft paper and Phenolic Resins. The manufacturing process uses the most modern machinery based on thermosetting resins reinforced with Cellulose Fibers. MEGHA SYSTEMS compact laminates comes in various colors and finishes offering anti scratch, anti fungal finishes to the surface of the board or panel. Presenting simplicity at its finest, the nylon hardware series is the typical model for restroom cubicles which provide easy construction and high durability. This model is aesthetically designed with the extruded powder coated / anodised aluminum top rail and polyamide hardware, for giving a clean look to the restroom setup. Its intermediate panel comprises of one undivided peace and has no joints in between. All pilasters as well as doors are 12mm thick

### Standard Dimensions

Height	1980 mm
Width	900 mm
Depth	1500 mm
Door	600 mm

\*SU-304 screws are used to fix the partitions



## Toilet Cubicles Accessories



S.S. Hardware



Nylon Series (Black)



Nylon Series (Ivory)

**Hardware:** All the hardware & fixing shall be as per the model/series being used. Customers can choose from the nylon polyamide 6 coated & SS 304 accessories for the restrooms subject to their availability in the specified model. In all glass shutter models the coat hook shall be mounted on the side panel (divider) and not on the door.

## Aluminium Profile

Light Weight but strong, it possesses high corrosion resistance smoothness, hard to deformation, also easy to install.



Top Rail



Corner Wrapping



Door Guard



U Channel



75mm Shoe Box



100mm Shoe Box

## Urinal Partition

MEGHA SYSTEMS specially designed urinal partitions will give a new meaning to your restroom space with vibrant colours coupled with rust resistance stainless steel fittings. The screen partitions are made of 12mm thick compact laminate in one piece with chamfered edges with no joints in between which provides a cleaner look to your rest room. Screens are available in exciting colours and shapes.

### Standard Dimensions:


Height: 900-1200mm

Depth: 400-550mm

Gape from Floor: 500-600mm



## Glass Doors & Partitions



Keeping in-sync with its tradition of continuous innovation, MEGHA SYSTEMS brings to you 'Glass Model', which uses glass shutters instead of the compact doors. One of the advantages of this model is that the customer can enjoy an elite and elegant look. The use of compact panels in intermediate partition and pilasters ensure better resistance to wear and tear while providing an exciting range of panel colours to mix and match with the glass door.

**Specification:** All intermediate panels, pilasters shall be 12 mm thick solid compact laminate with edge chamfered and doors shall be 11.14 mm thick laminated glass. The solid compact laminate (Phenolic Core Board) shall be impregnated with phenolic resin based on thermosetting resins, homogeneously reinforced with cellulose fibers and laminates on both sides with matt/textured finish melamine. Performance of the panel shall possess the characteristic of colour, scratch & impact resistance. The sheets shall be bonded at high pressure greater than 110kg/sqcm at temperature of about 150°F. The glass used has the following specifications: The laminated glass shall comprise of 5mm clear tampered glass+0.76 mm clear PVB+0.38 mm translucent PVB+5mm clear tampered glass c/w 4 sides flat polish.



## HPL Board Laminate



Megha Systems Phenolic Compact Laminate is a solid, high pressure and extremely durable decorative panels, made from layers of high quality craft papers impregnated with phenolic resin, having decorative papers on both side treated with melamine resin with clear overlay on both decorative surface, this is manufactured under high pressure and temperature. Its water resistant, anti-fungal, anti-bacterial. Suitable for vertical and horizontal application. Available in various thickness and sizes.

### Features of MEGHA SYSTEMS Compact Laminates

- Strong resistance to impact
- Long term stability
- Non toxic & totally hygienic
- Resistant to moisture & steam
- Resistant to chemicals
- Resistant to heat & cigarette burns
- Extremely durable

### Multipurpose MEGHA SYSTEMS Compact Laminate has a wide field of applications


- |                               |                          |
|-------------------------------|--------------------------|
| • Toilet and shower partition | • Laboratory Top         |
| • Toilets                     | • Cabinets               |
| • Toilet Partitions           | • Vanity top             |
| • Rest rooms                  | • Compact Doors          |
| • Changing rooms              | • Interior Wall Cladding |
| • Partitions                  | • Office Furniture       |
| • Rest room Cubicles          | • School Furniture       |
| • Cubicles                    | • Exterior Wall Cladding |
| • Shower Cubicles             | • Interior Wall Cladding |
| • Lockers                     |                          |

\*Available in different sizes according to usage...


## Shade Card



Titan White 8001




Antique White 8027




Light Grey 8006




Iron Grey 8026



Pea Green 8059



Bright Red 8030



Light Yellow 8064




Bright Yellow 8047



Orange Yellow 8020




Black 8044




Absinthe-Green 8003




Imperial Green 8033



Light Pink 8040




Lapis Blue 8014




Bright Blue 8009



Gem Blue 8034




Light Maple 9103




Cherry 7010




Roseate Oak 7006




Light Grey Drawbench




Thailand Diamond Wood



Sapele 7021



White Oak 9109



Ebony 9101

## HPL Board Locker Series



MEGHA SYSTEMS Lockers are made of 100% original Compact Laminate (Solid Phenolic Panel) to secure your leisure life and offer:

- Excellent resistance to impact and mechanical stress
- Steam and moisture resistant
- Anti corrosion, anti fungal and totally hygienic
- Easy to maintain and install
- Wide range of colors
- Extremely durable
- Space saving

These lockers are suitable for high humidity areas and public utility places such as fitness clubs, sauna rooms, swimming pools, shopping malls and sport centers. However, they are also widely used in schools, hospitals, shopping malls and hotels that have an extensive range of style and specifications.

- **Design and Specification:** Standard Dimension 300w x 450d x 1800h
- **Single Door locker Unit:** Spacious and ideal for athletic clubs, gyms and other locations requiring larger storage spaces.
- **2 Tiers lockers Unit:** Hanging rail and suitable for any kind of application.
- **3 Tiers locker Unit:** Large bag storage appropriate for schools, shopping malls, train stations etc.
- **4 Tiers locker Unit:** Small bag storage and suitable in the areas such as supermarkets, skating rinks and bowling alleys.
- **Z-Shapes & 2 Tiers:** Offers space for clothing hook which are suitable for hospital staff, nurses and athletic clubs.

## We also deal in

### Interior Designing

We also make your space more lively, safe, beautiful & functional by determining space requirements and selecting decorative items, such as colors, lighting, and materials. Our experts read blueprints and finalize as per target.

### Office Furniture

We also established ourselves as one of the prominent office furniture manufacturers, exporters and suppliers in India. Our office furniture series are manufactured from the choicest of wood, steel and other materials that is always procured from reliable vendors. The materials are first tested by our testing team on various parameters and then procured.

### Metal false Ceilings

We are among the pioneers in the industry for manufacturing and supplying Designer Metal Ceilings. The offered ceiling is extensively demanded in residential, commercial and industrial sectors for making original ceilings look attractive and concealing internal wirings. This ceiling is capable of reflecting light to a greater extent and requires low maintenance.

### Mineral Fibre False Ceilings

Our mineral fiber panels and tiles are available for every budget and many collections offer performance which feature the ideal combination of sound absorption (NRC) and sound blocking (CAC) for total noise control and design flexibility.

### Open Cell False Ceilings

We also expertise in open false ceilings which give a modern look to your space. Our range of open ceilings designed as per your requirement.

